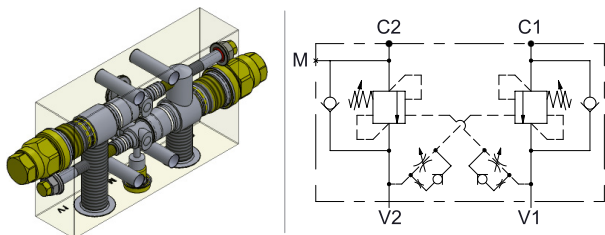




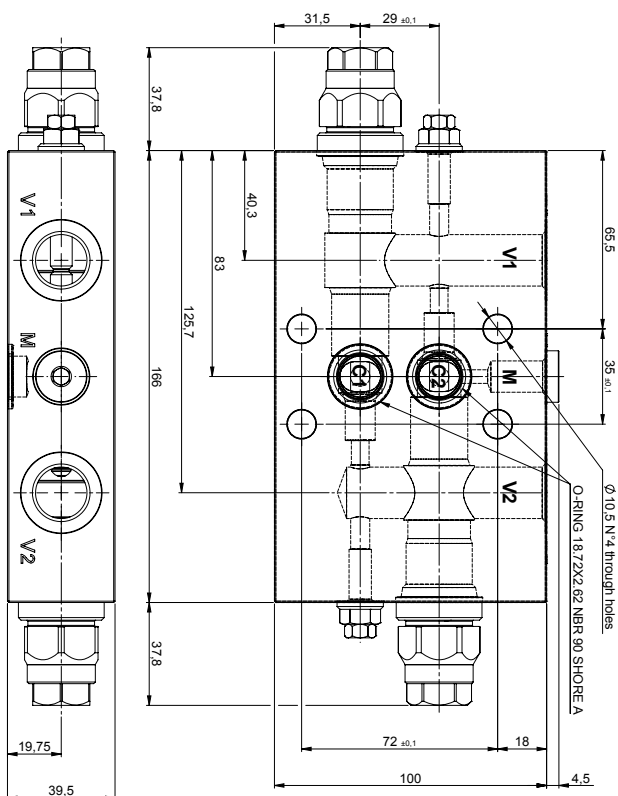
Load holding valves

Normale 34 D FC2 1/2

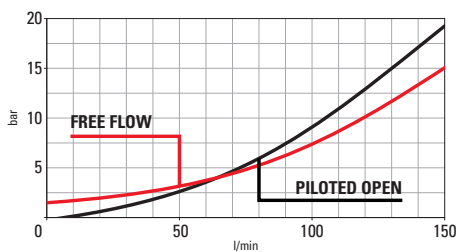


Technical Details

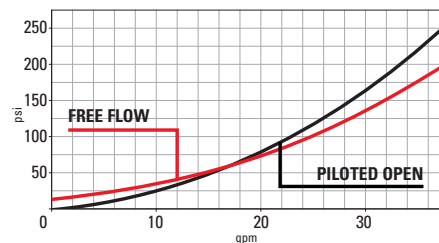
body material	aluminum or zinc plated steel
capacity	150 lpm (40 gpm)
ports size	V1, V2: G 1/2 C1, C2: ϕ 15
max operating pressure	350 bar (steel block) - 210 bar (aluminum block)
pilot ratio	4:1 - 8:1
maximum setting	420 bar (6100 psi)
minimum setting	60 bar (4:1) - 100 bar (8:1)
pressure increase per turn	4:1
	Spring M: 30 bar/turn
	Spring D: 73 bar/turn
	8:1
	Spring M: 54.5 bar/turn
	Spring D: 132 bar/turn
pressure setting established @	cracking pressure (1in3/min)
maximum valve leakage at reseal	5 drops / minute
operating characteristic	standard
reseal	>80%
maximum recommended load pressure at maximum setting	330 bar (4800 psi)
adjustment screw internal hex size	8
valve weight	2,2 Kg (4,85 lbs)
external component surface treatment	zinc plating + sealing for steel body
seal kit (nbr)	SK290SH1812X262
temperature range	-30 to 100°C (-22 to 212°F) with BunaN seals
fluids	Mineral-based or synthetics with lubricating properties at viscosities of 10 to 500 mm ² /s (cSt)
filtration	Nominal value max. 10µm (NAS 8) / ISO 4406 19/17/14



- Aluminum bodies can be anodized upon request
- Backpressure at port 2 adds to the effective relief setting at a ratio of 1 plus the pilot ratio times the backpressure
- Set your counterbalance valve at least 1.3 times the maximum load induced pressure
- Indicated Reseat value is obtained with valve set @ maximum setting
- For customized settings and for settings from 360 bar to 420 bar please consult factory
- For special ports please consult factory



Performance curves



A = aluminum
S = steel

Spring M = 60-210 bar
(Standard Setting 200 bar)
Spring D = 110-350 bar
(Standard Setting 350 bar)

N | D | 3 | 4 | 2 | G | 1 | 2 | 0 | 0 | 0

04 = 4:1
08 = 8:1

The information contained in this page is valid at the time of going to print. Valvole Italia reserves the right to modify its products without notice and does not accept liabilities for damages incurred as a consequence of these changes. To make sure you are seeing the latest product information, please visit www.valvoleitalia.it

